

Characterizing the Dynamical Importance of Network Nodes and Links

Juan G. Restrepo,^{1,2,*} Edward Ott,^{1,3} and Brian R. Hunt^{2,4}

¹*Institute for Research in Electronics and Applied Physics, University of Maryland, College Park, Maryland 20742, USA*

²*Department of Mathematics, University of Maryland, College Park, Maryland 20742, USA*

³*Department of Physics and Department of Electrical and Computer Engineering, University of Maryland, College Park, Maryland 20742, USA*

⁴*Institute for Physical Science and Technology, University of Maryland, College Park, Maryland 20742, USA*

(Received 5 June 2006; published 1 September 2006)

The largest eigenvalue of the adjacency matrix of networks is a key quantity determining several important dynamical processes on complex networks. Based on this fact, we present a quantitative, objective characterization of the dynamical importance of network nodes and links in terms of their effect on the largest eigenvalue. We show how our characterization of the dynamical importance of nodes can be affected by degree-degree correlations and network community structure. We discuss how our characterization can be used to optimize techniques for controlling certain network dynamical processes and apply our results to real networks.

DOI: [10.1103/PhysRevLett.97.094102](https://doi.org/10.1103/PhysRevLett.97.094102)

PACS numbers: 05.45.Xt, 89.75.-k

In recent years, there has been much interest in the study of the structure of networks arising from real world systems, of dynamical processes taking place on networks, and of how network structure impacts such dynamics [1]. The largest eigenvalue of the network adjacency matrix (which we denote λ) is the key quantity determining a variety of different dynamical processes on networks. For example, (i) for a heterogeneous collection of chaotic and/or periodic dynamical systems coupled by a network of connections, the critical coupling strength [2] for the emergence of coherence is proportional to $1/\lambda$; (ii) in a class of percolation problems on directed networks [closely related to the problem of epidemic spreading [3]], the condition for the emergence of a giant component also involves λ [4]. For other examples where λ plays a similar role, see Refs. [5–7].

In many situations it might be desirable to control dynamical processes that take place on networks. For example, in epidemic spreading, one would like to increase the threshold for epidemic transmission. In percolation, one might like to identify the key nodes holding the network together and protect them (e.g., in the transportation network or the Internet) or disrupt them (e.g., in the case of a terrorist network or pathogen protein network). Such strategies would greatly benefit from a quantitative characterization of the effect of the removal of the different nodes or edges in the network. We will define the *dynamical importance* of nodes and edges as the relative change in the largest eigenvalue of the network adjacency matrix upon their removal. This provides an objective quantification of the relative importance of the different elements of the network that could potentially be used to formulate control strategies for those network processes that are governed by the largest eigenvalue of the network adjacency matrix. We also will describe an efficient way to approximate the dynamical importance.

We consider a network as a directed graph with N nodes, and we associate to it a $N \times N$ adjacency matrix whose elements A_{ij} are positive if there is a link going from node i to node j with $i \neq j$ and zero otherwise ($A_{ii} \equiv 0$). We denote the largest eigenvalue of A by λ , where $Au = \lambda u$ and $v^T A = \lambda v^T$ with u and v denoting the right and left eigenvectors of A . According to Perron's theorem [7], of all the eigenvalues of A , the one with largest magnitude is real and positive and the components of the corresponding eigenvectors u and v all have the same sign (which we choose to be positive). It is often the case that λ is well separated from the second largest eigenvalue. We define the *dynamical importance* of edge $i \rightarrow j$, I_{ij} , as the amount $-\Delta\lambda_{ij}$ by which λ decreases upon removal of the edge, normalized by λ :

$$I_{ij} \equiv -\frac{\Delta\lambda_{ij}}{\lambda}. \quad (1)$$

Similarly, the dynamical importance of node k is defined in terms of the amount $-\Delta\lambda_k$ by which λ decreases upon removal of the node (or equivalently removal of all edges into and out of node k):

$$I_k \equiv -\frac{\Delta\lambda_k}{\lambda}. \quad (2)$$

We will now use a perturbative analysis in order to provide approximations \hat{I} to the dynamical importance I in terms of u and v . We first consider the importance of an edge I_{ij} . Let us denote the matrix before the removal of the edge by A and after the removal by $A + \Delta A$, the largest eigenvalue of $A + \Delta A$ by $\lambda + \Delta\lambda$ and its corresponding right eigenvector by $u + \Delta u$. For large matrices, it is reasonable to assume that the removal of a link or node has a small effect on the spectral properties of the network, so that Δu and $\Delta\lambda$ are small. Left multiplying

$$(A + \Delta A)(u + \Delta u) = (\lambda + \Delta \lambda)(u + \Delta u) \quad (3)$$

by v^T and neglecting second order terms $v^T \Delta A \Delta u$ and $\Delta \lambda v^T \Delta u$, we obtain $\Delta \lambda = v^T \Delta A u / v^T u$. Upon removal of edge $i \rightarrow j$, the perturbation matrix is $(\Delta A)_{lm} = -A_{ij} \delta_{il} \delta_{jm}$, and therefore

$$\hat{I}_{ij} = \frac{A_{ij} v_i u_j}{\lambda v^T u}. \quad (4)$$

We now examine the effect of removing node k . Upon its removal, the perturbation matrix is given by $(\Delta A)_{lm} = -A_{lm}(\delta_{lk} + \delta_{mk})$. However, in this case we cannot assume Δu is small as we did before, since $\Delta u_k = -u_k$ (the left and right eigenvectors have zero k^{th} entry after the removal of node k). Therefore, we set $\Delta u = \delta u - u_k \hat{e}_k$, where \hat{e}_k is the unit vector for the k component, and we assume δu is small. Left multiplying Eq. (3) by v^T and neglecting second order terms $v^T \Delta A \delta u$ and $\Delta \lambda v^T \delta u$, we obtain $\Delta \lambda = (v^T \Delta A u - u_k v^T \Delta A \hat{e}_k) / (v^T u - v_k u_k)$. Using the expression for ΔA , we get $v^T \Delta A u = -2\lambda u_k v_k$ and $u_k v^T \Delta A \hat{e}_k = \lambda u_k v_k$. Considering the network to be large ($N \gg 1$), we assume $u_k v_k \ll v^T u$ and obtain

$$\hat{I}_k = \frac{v_k u_k}{v^T u}. \quad (5)$$

The commonly used *eigenvector centrality* [8] of node k is defined as the eigenvector component u_k . Although closely related to it, I_k and I_{ij} take into account the possible asymmetry of A and are defined in such a way that they quantify the relative change in λ upon removal of the node or link. For a review of other measures of node importance, see [1] and references therein.

We will now present examples of the dynamical importance of nodes in simulated and real networks. We consider unweighted networks (i.e., the nonzero elements A_{ij} are identically one), but we emphasize that our considerations also apply to weighted networks. In considering the simulated examples, we will try to mimic the often complex structure of real world networks. This complexity is evidenced by the fact that the degree distribution in a large number of examples has been found to be highly heterogeneous [often following a power law in the so-called scale-free networks [9]], where the *out degree* and *in degree* are defined by $d_i^{\text{out}} = \sum_{j=1}^N A_{ij}$ and $d_i^{\text{in}} = \sum_{j=1}^N A_{ji}$. In the case of an undirected network $A = A^T$ and $d_i^{\text{in}} = d_i^{\text{out}} \equiv d_i$. The ‘‘degree distribution’’ $P(d^{\text{in}}, d^{\text{out}})$ is defined as the probability that a randomly chosen node has degrees d^{in} and d^{out} [in the undirected case we write $P(d)$ to denote the corresponding degree distribution]. Furthermore, it has been observed that the degrees at the ends of a randomly chosen edge often have positive or negative correlations [referred to as *assortative* or *disassortative* mixing by degree [10], respectively]. For example, the ratio

$$\rho = \langle d_i^{\text{in}} d_j^{\text{out}} \rangle_e / \langle d_i \rangle_e^2, \quad (6)$$

where $\langle \dots \rangle_e$ denotes an average over edges, $\langle Q_{ij} \rangle_e \equiv \sum_{i,j} A_{ij} Q_{ij} / \sum_{i,j} A_{ij}$, is larger (smaller) than 1 in assortative (disassortative) networks.

A mean field approximation, $A_{ij} \propto d_i^{\text{out}} d_j^{\text{in}}$, yields $\rho = 1$, $u_i = d_i^{\text{out}}$, and $v_i = d_i^{\text{in}}$, and thus $\hat{I}_k = d_k^{\text{out}} d_k^{\text{in}} / (\sum_{k=1}^N d_k^{\text{out}} d_k^{\text{in}})$. We will denote this reference importance by \hat{I}_k^0 . [For an undirected network this is equivalent to ranking nodes by their degree [11].]

Our first examples consist of networks with positive and negative degree-degree correlations. We choose (somewhat arbitrarily) to examine networks in which the in and out degrees at each node are uncorrelated, $P(d^{\text{in}}, d^{\text{out}}) = P_{\text{in}}(d^{\text{in}}) P_{\text{out}}(d^{\text{out}})$, and have the same distribution, $P_{\text{in}}(d) = P_{\text{out}}(d) = \hat{P}(d)$. The networks are generated by first prescribing a target degree sequence $(d_i^{\text{in}}, d_i^{\text{out}})$. In order to generate networks with a power law degree distribution, $\hat{P}(d) \propto d^{-\gamma}$, we will use, following [12], the sequence of expected degrees $c(i + i_0 - 1)^{-1/(\gamma-1)}$ for the in degrees, and a random permutation of this sequence for the out degrees, where $i = 1, \dots, N$, and c and i_0 are chosen to obtain a desired maximum and average degree. From these sequences, the adjacency matrix is constructed by setting $A_{ij} = 1$ for $i \neq j$ with probability proportional to $d_i^{\text{out}} d_j^{\text{in}}$ and zero otherwise ($A_{ii} = 0$) [this is a generalization of the model in Chung *et al.* [12]]. Finally, the following [based on a simplification of the method in Ref. [10]] is repeated until the network has the desired amount of degree-degree correlations as evidenced in the value of ρ : two edges are chosen at random, say connecting node i to node j and node n to node m , and are replaced with two edges connecting node i to node m and node n to node j if $s(d_n^{\text{in}} d_m^{\text{out}} + d_i^{\text{in}} d_j^{\text{out}} - d_n^{\text{in}} d_j^{\text{out}} - d_i^{\text{in}} d_m^{\text{out}}) < 0$, and are left alone otherwise. Setting $s = +1$ or -1 we produce assortative or disassortative networks, respectively.

We construct two different asymmetric networks of size $N = 2000$ following the algorithm above with $\gamma = 2.5$, and c, i_0 chosen such that $\langle d \rangle = 50$ and $d_{\text{max}} = 350$. For networks (i) and (ii) we used $s = +1$ and $s = -1$, respectively, until a desired value of ρ was reached. This resulted in values of ρ of 1.6 and 0.69 for networks (i) and (ii), respectively.

In Fig. 1 we show on a logarithmic scale (base 10) our approximation to the node dynamical importance \hat{I}_k versus $\sqrt{d_k^{\text{in}} d_k^{\text{out}}}$ for networks (i) (open circles) and (ii) (boxes), and the reference importance \hat{I}_k^0 (solid line). We see that for the assortative network there is a rough monotonic relation between \hat{I}_k and $\sqrt{d_k^{\text{in}} d_k^{\text{out}}}$, while for the disassortative case a functional relationship even less clear and the nodes with low value of $\sqrt{d_k^{\text{in}} d_k^{\text{out}}}$ have importance comparable to the highly connected nodes (since, due to the disassortativity, they act as bridges connecting the hubs). In both cases I^k and its approximation by \hat{I}^k [Eq. (5)] are essentially the same to within the size of the plotted points in the figure (this will also apply to Fig. 2).

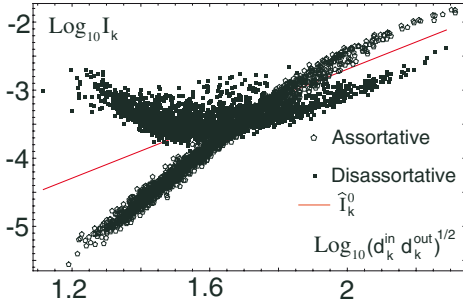


FIG. 1 (color online). Node dynamical importance I_k and \hat{I}_k^0 (solid line) as a function of $\log_{10}(d_k^{\text{in}} d_k^{\text{out}})$ for an assortative network (open circles), and a disassortative network (■).

Our next example is motivated by the fact that it is sometimes observed that real networks can be subdivided into more or less well defined communities which have different statistics, and thus potentially different dynamical importance. As a simple model of such situation, we specify a division of the nodes in the network into two groups of the same size, A and B , ($A \cup B = \{1, 2, \dots, N\}$, $A \cap B = \emptyset$), and then we construct a network following the steps above with $s = +1$, but only rewire the edges if all the nodes in consideration belong all to group A ($i, j, n, m \in A$). The effect of this division is to create a subnetwork (group A) with a correlation that is larger than that for the whole network.

In Fig. 2 we show the node dynamical importance I_k for this network (dots) and the uncorrelated reference I_k^0 (solid line). We see that the dynamical importance captures the subdivision existing in the network. Nodes in the assortative region A are more dynamically important than nodes with the same connectivity $\sqrt{d_k^{\text{in}} d_k^{\text{out}}}$ outside of this region. This shows that the node dynamical importance can depend on the subdivision of the network into communities, and suggests that in networks with strong community subdivision the node dynamical importance could be weakly correlated with the degree.

We will now consider the dynamical importance of the nodes in the undirected yeast protein interaction network [13,14] ($N = 2361$), the directed Kiel University email network [15] ($N = 64385$), and the undirected internet

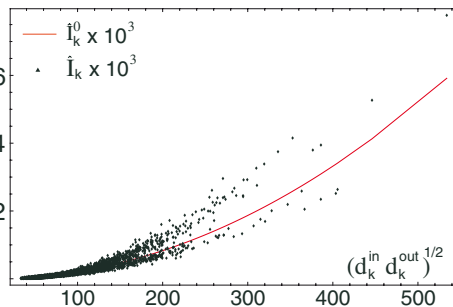


FIG. 2 (color online). Node dynamical importance I_k for the two-community network described in the text (dots) and the uncorrelated reference I_k^0 (solid line).

autonomous systems (AS) network [16] ($N = 21885$). (Each one of these networks is an incomplete sample of a larger network. For the purpose of illustrating our ideas, we study the dynamical importance of the reported nodes.) The dynamical importance of the nodes in these three networks is shown as a function of $\sqrt{d^{\text{in}} d^{\text{out}}}$ in a double logarithmic scale (base 10) in Figs. 3(a)–3(c). The points were calculated from Eq. (5), except the rightmost point in Fig. 3(b), for which our assumption $v_k u_k \ll v^T u$ was not satisfied and for which we calculated I_k directly from the definition. Otherwise, the approximation \hat{I}_k yielded good results, except for a relatively small bias towards larger values for $v_k u_k / v^T u \sim 0.1$. This is illustrated in Fig. 3(d), which shows that, in spite of the deviation of \hat{I}_k from I_k , the relationship is still monotonic, and hence does not affect the relative ranking of nodes.

A striking characteristic of the three plots is that, although there is a correlation between dynamical importance and the connectivity measured by $d^{\text{in}} d^{\text{out}}$, there are huge variations of importance among nodes of comparable connectivity. In particular, for the directed email network [Fig. 3(b)], many poorly connected nodes ($d^{\text{in}} d^{\text{out}} \sim 1 - 5$) have a dynamical importance vastly larger than some of the most connected nodes ($d^{\text{in}} d^{\text{out}} \sim 10^4$). This suggests that, when enough information about the network is available, the dynamical importance of nodes should be a key element in the formulation of optimum immunization strategies.

We will now show how knowledge of the dynamical importance of nodes can be used to optimally reduce λ in order to control various dynamical processes as discussed above. For the three networks presented above, we successively remove either (i) the most dynamically important nodes [as determined by Eq. (5)], (ii) the nodes with the highest value of $d^{\text{in}} d^{\text{out}}$, or (iii) random nodes. (After removing a node, we recalculate the importance and the degrees.) In Fig. 4 we show $\lambda(m)/\lambda(0)$ as a function of m ,

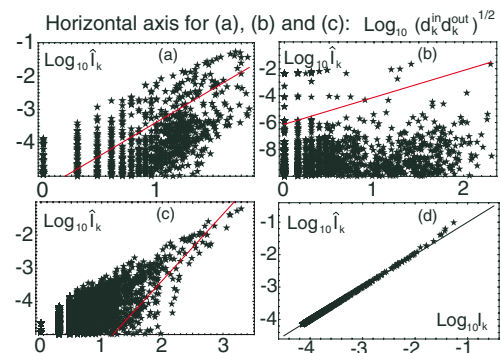


FIG. 3 (color online). Logarithm of the dynamical importance \hat{I}_k as a function of the logarithm of $\sqrt{d_k^{\text{in}} d_k^{\text{out}}}$ for (a) the yeast protein interaction network [13,14], (b) the Kiel University email network [15], and (c) the internet (AS) network [16]. The solid lines are I_k^0 . (d) shows \hat{I}_k vs I_k for the AS network. The solid line is the identity.

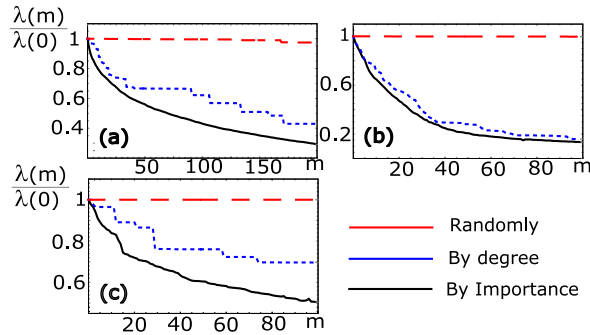


FIG. 4 (color online). Largest eigenvalue $\lambda(m)$ of the network resulting from removing m nodes in order of decreasing dynamical importance (solid lines), degree (short dashed lines), and randomly (long dashed lines), for (a) the yeast protein interaction network [13,14], (b) the internet AS network [16], and (c) the Kiel University email network [15].

where m is the number of removed nodes and $\lambda(m)$ is the largest eigenvalue of the resulting network. We see that using the dynamical importance (solid lines) greatly improves the results over using the degree (short dashed lines). These two methods are, of course, much more efficient than removing nodes randomly (long dashed lines).

We now offer some additional general comments. (i) The perturbation technique used to obtain Eq. (5) also can be used to estimate the increase of λ upon addition of a new node and its links or the addition or change in the weight of one link. If we are allowed to add a new node with a prescribed number of in and out links or to increase the weight of a link by a specified amount, this approach can determine how to proceed so as to maximally increase λ [as in a case in which one would like to promote synchronization [2]]. (ii) The perturbation analysis can also be applied to weighted networks that have some negative weight links ($A_{ij} < 0$ for some i, j). In particular, if the number of negative weight links is not too great, λ is still real and positive and the components of u and v are still positive. In that case, Eq. (4) shows that removing such a link increases λ and, furthermore, one can use it to determine the best negative weight link to remove if one wishes to most increase λ . (iii) Another use of Eq. (5) might be to determine from a given network a reduced simpler network with fewer nodes, but almost the same dynamics (in the sense of having almost the same λ). This could be done by successive removal of the nodes of lowest I_k [as in the idea of the “ k core” [17]], and offers a potential tool for facilitating the understanding of the dynamics on a complex network. (iv) As compared to degree-based node ranking, the approximation \hat{I}_k of Eq. (5) requires computation of the eigenvectors u and v and hence more complete network information.

In conclusion, we have presented an objective, quantitative measure of the dynamical importance of edges and nodes in a network. The dynamical importance of a node or edge measures how the largest eigenvalue, which controls

various important dynamical processes in networks, changes upon removal of the given node or edge. We have shown how knowledge of the dynamical importance of nodes can be used to optimize strategies to control dynamical processes dependent on the largest eigenvalue of the adjacency matrix of the network.

E. O. acknowledges a conversation with Marc-Thorsten Hutt in which he pointed out the possible relevance of components of eigenvectors corresponding to the maximum eigenvalue of network matrices. This work was supported by ONR (Physics), by the NSF (No. PHY 0456240 and No. DMS 0104-087), and by AFOSR (No. FA95500410319).

*Electronic address: juanga@math.umd.edu

- [1] M.E.J. Newman, *SIAM Rev.* **45**, 167 (2003); A.-L. Barabási and R. Albert, *Rev. Mod. Phys.* **74**, 47 (2002); S. Boccaletti *et al.*, *Phys. Rep.* **424**, 175 (2006).
- [2] J.G. Restrepo, E. Ott, and B.R. Hunt, *Phys. Rev. E* **71**, 036151 (2005); *Chaos* **16**, 015107 (2006); *Phys. Rev. Lett.* **96**, 128101 (2006).
- [3] P. Grassberger, *Math. Biosci.* **63**, 157 (1982).
- [4] We will show elsewhere that, for a class of percolation problems in directed networks, the critical node removal probability depends on λ . See also R. Cohen, K. Erez, D. ben-Avraham, and S. Havlin, *Phys. Rev. Lett.* **85**, 4626 (2000); A. Vázquez and Y. Moreno, *Phys. Rev. E* **67**, 015101(R) (2003); M. Boguñá and M. A. Serrano, *Phys. Rev. E* **72**, 016106 (2005).
- [5] R. May, *Nature (London)* **238**, 413 (1972); J. Feng, V. K. Jirsa, and M. Ding, *Chaos* **16**, 015109 (2006); M. Brede and S. Sinha, *cond-mat/0507710*.
- [6] D. Cvetkovic and P. Rowlinson, *Linear Multilinear Algebra* **28**, 3 (1990).
- [7] C.R. MacCluer, *SIAM Rev.* **42**, 487 (2000).
- [8] P.F. Bonacich, in *Sociological Methodology*, edited by H. Costner (Jossey-Bass, San Francisco, 1972).
- [9] A.-L. Barabási and R. Albert, *Science* **286**, 509 (1999).
- [10] M.E.J. Newman, *Phys. Rev. E* **67**, 026126 (2003).
- [11] The immunization technique in R. Cohen, S. Havlin, and D. ben-Avraham, *Phys. Rev. Lett.* **91**, 247901 (2003), designed to apply with minimal knowledge of the network, removes a random neighbor of a randomly selected node, thereby choosing nodes with probability proportional to their degree.
- [12] F. Chung, L. Lu, and V. Vu, *Proc. Natl. Acad. Sci. U.S.A.* **100**, 6313 (2003).
- [13] C. von Mering *et al.*, *Nature (London)* **417**, 399 (2002).
- [14] S. Sun *et al.*, *Nucleic Acids Res.* **31**, 2443 (2003); the data set can be found in Vladimir Batagelj and Andrej Mrvar, Pajek data sets, 2006. URL: <http://vlado.fmf.uni-lj.si/pub/networks/data/>.
- [15] H. Ebel, L. I. Mielsch, and S. Bornholdt, *Phys. Rev. E* **66**, 035103(R) (2002).
- [16] The CAIDA AS Relationships Data Set, 04/24/2006, <http://www.caida.org/data/active/as-relationships/>.
- [17] A. V. Goltsev, S.N. Dorogovtsev, and J.F.F. Mendes, *Phys. Rev. E* **73**, 056101 (2006).